








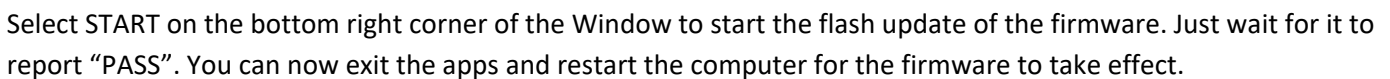
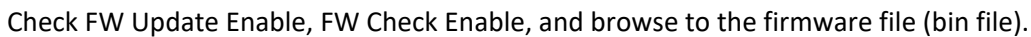


Name	Date modified	Type	Size
 191209_70_F2_18.bin	3/16/2021 2:10 PM	BIN File	128 KB
 ASM3142_MPTool	3/30/2017 11:20 PM	Application	1,239 KB
 ASM3142MPTool	6/27/2016 2:09 AM	Configuration sett...	1 KB
 Asmlo.sys	2/1/2015 8:38 PM	System file	11 KB
 Asmlo64.sys	2/1/2015 11:26 PM	System file	20 KB
 asmiodll.dll	12/15/2014 12:53 AM	Application exten...	428 KB
 BrowsedBINPath	10/21/2021 5:23 PM	Text Document	1 KB
 Config_191209_70_F2_18.rom	10/21/2021 5:22 PM	ROM File	128 KB
 devconAMD64	2/8/2010 7:56 PM	Application	80 KB

Select Unlock MP tool, use “asmedia” for password and select Ok.



The screenshot shows the USB Device Manager interface. A table lists USB devices with columns: H..., FW Version, Bus, Dev, Fun, SSID, SVID, Update, USB2 Port1, USB2 Port2, USB3 Port1, USB3 Port2, USB3.1 Port1, USB3.1 Port2, SLT Result, TT Result, and LT Res. The first row (ID 0) has 'Update' set to 'PASS', which is circled in red and labeled '2'. At the bottom right, the 'Start' button is circled in red and labeled '1'.

H...	FW Version	Bus	Dev	Fun	SSID	SVID	Update	USB2 Port1	USB2 Port2	USB3 Port1	USB3 Port2	USB3.1 Port1	USB3.1 Port2	SLT Result	TT Result	LT Res
0	191209_70_F2_18	2	0	0	2142	1b21	PASS									
1																
2																
3																
4																
5																
6																
7																

Buttons at the bottom: Rescan, Create New File, SaveLog, BarCodeScan, Start.